


NEWSCAPE



Noreen Linnemann's Garden in Vienna, VA

OBJECTIVES OF THE LANDSCAPE DESIGN SCHOOLS

- ✿ Develop a greater sense of appreciation, pride, and knowledge about our private and public gardens.
- ✿ Become better educated to make changes in our surroundings so that they will be more beautiful, useful, convenient, ecologically sound and easily maintained.
- ✿ Stimulate interest in all phases of landscape design, including community planning that will affect all of our lives.
- ✿ Develop a contingent of qualified Landscape Design Consultants to serve in such decision-making areas of public life as providing leadership, educational programs, scholarships, awards and promoting better landscape design.

From the Editor:

Welcome to our readers! You are a busy group dealing with schools, tours and events during challenging times. Please take care and stay safe.

Please forward Newscape to your Consultants.

Please send me information about your projects, meetings and schools by February 1, 2024 for inclusion in our Spring 2024 issue of *Newscape*. I look forward to including articles and photos about your events.

All submissions must be original material. Photos are welcome! Please send articles in Word format and photos to the Editor at CSCarbaugh@verizon.net.

Table of Contents

Landscape Design School	2
Schools Policy & Procedure ...	2
Environmental School	3
Consultants & Schools	5
New Jersey	6
Tennessee	7
Virginia	8
Beavers as Friends	9
Casa Colibri	10
Schools	11

Photo by Caroline Carbaugh

NEWS FROM OUR NATIONAL CHAIRMEN:***From the Landscape Design School Chairman***

Greetings Students, Consultants, School Chairmen and Garden Club members,

Hope you've had a chance to read *The National Gardener* Summer issue. There was an excellent and informative article by Bruce Crawford who's received the NGC Award of Excellence (2021) and is Manager of Horticulture for the Morris County Parks Commission, Morris Township, NJ. The topic "Planning the Home Landscape Part 1 **Delight or Disaster**" will help with the new course curriculum for Landscape Design School. Students will now go through the process of redesigning a home landscape with consideration and understanding of how their individual decisions may impact their own environment.

<https://gardenclub.org/sites/default/files/2023-06/tng-summer-2023-home-landscape-pt-1.pdf>

Landscape Design School recently made several revisions to procedure. There no longer is an LDS Instructors Chairman. State Chairmen should now send Instructor Approval Form 3 to the Landscape Design School Accrediting Chairman for their region:

https://gardenclub.org/sites/default/files/2023-07/lds-accrediting-chairmen_0.pdf

Form 3:

<https://gardenclub.org/sites/default/files/2020-08/tri-schools-form-3.pdf>

There is no Reading Exam Chairman. (*The National Gardener* article served as course subject material with related exam questions). The Course exam will now include Supplemental Subject material instead.

Website updates will soon reflect the changes. If you have any questions on any material on the website, please let us know.

Students and Consultants: Please check your status. Students are allowed 7 years to complete the 4 courses. Consultants must refresh every 5 years. If your credentials are nearly expiring, and you aren't able to take a course or refreshers, please get an extension.

See the Student/Consultant guide and contact your state chairman for application information.

<https://gardenclub.org/sites/default/files/2023-05/consultants-procedures-for-maintaining-certification-5-2023.pdf>

Check out the Landscape Design Schools that are being offered. Each of the four courses are being offered in the near future. There are four (Course 1, 3 and) that are hybrid or zoom.

<https://gardenclub.org/school/landscape-design-school-courses>



The Waterfall at Noreen Linnemann's, Vienna VA

Please submit articles and photos on your councils, schools, and landscape design projects. Send any submissions to this chairman to be shared with others in *Newscape* or *The National Gardener*. Please contact me with feedback and suggestions for NGC Landscape Design Schools.

***Carol Yee,
NGC Landscape Design School Chairman***

From the Schools Policy and Procedure Chairman

Greetings,

Hello and welcome to all of you who are interested in our NGC schools. We have new leadership :

Pat Rupiper – NGC Environmental School Chairman –
patrupiper@gmail.com

Sarah McReynolds – NGC Gardening School Chairman –
esarabeth@aol.com

Carol Yee – NGC Landscape Design School Chairman –
mscyee@hotmail.com

We are here to help you with the procedure of starting and running a school. We can direct you to your new Regional Accrediting Chairman. We have lots of new people in place and all wish to be helpful. Their names and emails are on the NGC website – Gardenclub.org.

Go to the schools page, pick your school of interest and go down the page then tab on school resources. The required paperwork (forms) will show up and as you scroll down, you will see many other individual pages of helpful information plus individual school personnel contact information.

Please remember that there are short school videos available to show to your club to pique their interest and inform you of some of the topics included in the schools. They can be found listed on the Schools Overview page.

There are no more individual cards issued when a school is attended. There is a form 6 for students who take the four courses & exams to become a consultant, and form 7 for consultants who may take refreshers yearly for credit. You will receive a copy of that form. It is your responsibility to hang onto it (electronically) and that is what will help you know when your last class was taken. You have up to 5 calendar years to take a class/refresher to stay current with your accreditation. That electronic form is sent to your state chairman **prior** to attending your next class who verifies and sends it to the registrar of the event you wish to attend. ALL THIS IS DONE ELECTRONICALLY. The point of this note is to tell you to start with your state person to organize and understand your forms. The forms must reach the registrar of the offered event prior to attendance. So, the sooner you decide the better for all. School courses are listed on the NGC Website under Schools, find a course. You must click on each tab (course 1, course 2, course 3, course 4) to find the scheduled course.

It is the same for Multiple Refreshers:
<https://gardenclub.org/school/multiple-refreshers-courses>

Schools may be offered in three ways: over the internet via Zoom Platform, In-person in the chair in the classroom, or with a hybrid version with some in the chair and some on the internet via Zoom. The individual state school leadership decides. The registration form should indicate that particular school's version of attendance.

Please come and enjoy our schools,

Pat Rupiper,
Schools Policy and Procedure Chairman



Photos at Noreen Linnemann's by Caroline Carbaugh

Down the Garden Path

The National Garden Clubs' Environmental School has a birthday this year, celebrating 30 years. The first school was held April 1, 1993, in New London, Wisconsin at Mosquito Hill Nature Center. Today, eighteen states hold Environmental Schools with Texas Garden Clubs holding the school at Old Fort Parker in Groesbeck.

The Environmental Pledge is To Teach Environmental Literacy, To Cherish, Protect and Conserve the Living Earth.

The Living Earth was the basis of the classes we covered this time starting with an introduction to environmental science. We examined the principles of environmental science establishing the seven principles. First on the list, nature knows best. Other principles include all forms of life are equally important, everything is connected to everything else, everything changes, everything must go somewhere, earth is finite, and

most important - nature is beautiful and we are stewards of God's creation.

We touched on non-renewable and renewable resources. Examples of renewables include wind, solar, hydropower, geothermal, and biofuels. Some of the renewables are considered perpetual resources. In addition to the renewables, we covered non-renewable energy sources which include fossil fuels and uranium.

After discussing all the different forms of energy, we discussed the issue of pollution, how our consumption impacts the environment along with technology and economic factors which impact each type of energy.

We learned about "vampire power," and ways to conserve wasted energy. Think about all those little red lights on every single appliance you own. That is energy being used even if you aren't using the appliance.

An example of waste is the 100 billion dollars a year used on plastic packaging - only 10% of which is recycled. Packaging impossible to get into! We can decide to use products that aren't overpackaged, pick the large size of an item instead of several small, reducing the amount of plastic. Our decisions are based on self-interest, we need to reeducate ourselves to be environmentally aware.



We broke into groups to solve a problem and each team had to figure out how garden clubs could effectively address environmental issues. We discovered the most important principle is to pick your battle by recognizing a problem, investigating the cause and whether it is fixable and within our abilities.

The classes on sustainability taught us more than reducing, reusing, recycling, composting, and practicing energy conservation – we learned to prevent pollution by employing less is more philosophy. We were encouraged to commit to identifying where we could, through personal actions, to reduce our carbon footprint. Small things we can do include using reusable beverage containers, saving electricity, saving water, and combining errands to cut back on the use of our cars. We are responsible for our actions and if each of us does a few small things we can make a positive



impact on the environment.

One of the basic environmental issues, the "Tragedy of the Commons" is a reminder that when we have access to a public resource, we act in our own interest and in doing so, we ultimately deplete the resource. The Dustbowl of the 1930s is an excellent example of how farmers, using poor practices, overused the land leaving it susceptible to vagaries of nature, wreaking havoc and uprooting families causing untold amounts of financial and personal loss.

We studied how biodiversity impacts everything. We learned about the evolution of plant life, threats to species and extinction along with genetic variation vs. taxonomy. One interesting aspect of plants is how they develop weapons to fight back and protect themselves. Some plants develop armor, deceit in growth pattern to protect themselves and production of seed. Using solidago as an example – there are 120 species which provide food and shelter for 115 moth and butterfly species along with 11 native species of bees. Through the millennia, plants develop and flourish in their ecological niche and insects develop along with them.

There are four major components of Earth's life support system: atmosphere (air), hydrosphere (water), geosphere (rock, soil, and sediment), and biosphere

(living things). We must explore environmental challenges and opportunities of the impact of human population on the environment. We must choose between harmful and beneficial.

At
Dewey
Prairie
Garden

Photos
by
Gwen
DeWitt



Our field trip to The Dewey Prairie Garden was an example of reclamation and the beneficial aspect of human action with the environment. The garden produces fresh produce for local food pantries supplying fresh produce to 1,500 to 3,000 people annually. It is a demonstration garden and creates educational opportunities for local schools and nature-based organizations. The garden works in partnership with Texas by Nature to enhance the conservation mission of its mine reclamation history.

Our schools are open to all, and I highly recommend you take the opportunity to learn about our Earth and all the amazing aspects of it and how we can be good stewards.

Happy Gardening,

Gwen DeWitt,
Texas Federation of Garden Clubs

Consultants and Schools

For many years *Newscape* has offered stories about the activities and accomplishments of NGC Consultants. These stories hopefully provide project ideas for Consultants and Councils to take on in the future. Reviewing some old garden club publications this summer, I came across a couple such ideas that might be worth sharing.

The July-August-September 2009 issue of Washington State Federation of Garden Clubs' publication *Smoke Signals* (since re-named to *Washington Garden & Design*) reported on the history of the acquisition of its

Headquarters House (which has since been sold). It was already 94 years old when acquired in 1977 and was overgrown by untrimmed shrubs. The Landscape Design Critics (these became Landscape Design Consultants in 2000) took on the overgrown yard and cleared, designed and planted it.

A number of our state garden clubs have headquarters facilities. Are those states engaging their Landscape Design Consultants regarding the design and maintenance of those landscapes?

An old publication of the Garden Club of South Carolina tells that they were holding two NGC Schools at the same time and place in October of 2006. The venue was Hickory Knob State Park in McCormick which offered lodging as well as classrooms. Registrants were asked to "choose one," Environmental School Course 1 or Gardening School Course 1. What a great idea for a major state educational event – to provide garden club members and others with the ability to attend either of two schools. With a potentially large audience of Environmental and Gardening School students and Consultants this could also be an excellent opportunity for Councils or Tri-Councils to hold meetings to promote their activities and encourage membership.

Greg Pokorski,
Master ES, GS, LDS Consultant from California

Georgia Landscape Design School

The Georgia Landscape Design Consultants are planning a School in November 2023. It will be held in Athens, GA, but will also be virtual using a hybrid model. If you are interested in this Course 1, send your email to bettyboop2315@yahoo.com (Betty Davis, LDS Chairman) and we will send announcement for registration as soon as available.



NEWS FROM LANDSCAPE DESIGN CONSULTANTS FROM ACROSS THE COUNTRY

New Jersey

Heritage Rose Garden – Christ Church, Shrewsbury

Heritage Rose Meditation Garden

The Heritage Rose Meditation Garden is a space within the historic Christ Episcopal Church Shrewsbury churchyard. The garden is intended as a place of meditation and a site for special memorials.



Landscape Design Project in a Historic Graveyard

Conceived in Winter 2013, Christ Church historian Robert Kelly had envisioned a Heritage Rose Garden. This was inspired by eminent horticulturist Stephen Scanniello, curator of the New York Botanical Garden's famed Peggy Rockefeller Rose Garden and President of the worldwide Heritage Rose Society. This garden, located in the graveyard of Christ Church, Shrewsbury has a rich history.

Upon renovation of the garden, a design sculpture of lilies was discovered as the overgrowth of plant material was removed. This sculpture is a memorial grave marker for the memory of Edith Georgianna Moore (8/28/1901-10/07/1910). The garden members that took this project were called "Edith Angels" by Robert Kelly.



Also, sponsored by the Church Elders, Mr. Kelly recruited this volunteer corps of "Edith's Angels" from local Shrewsbury Garden Club members. He went on to dedicate Christ Church's lovely rose bouquet in October 2015. A memorial bench (in honor of Charles Adam Throckmorton 1902-1969) was placed for meditation and to admire the change of seasonal planting.



There is also in the graveyard a stunning memorial for the Hazard Family. This sculpture was done by Daniel Chester French (sculptor for the Lincoln Memorial in Washington D.C.). Recently, a memorial plaque was placed for Robert and Ann Kelly.

Volunteers continue to nurture the memorial's classic collection. As recorded in the U.S. National Garden Club's Historical Preservation of Memorial Church Gardens, on behalf of the Shrewsbury Garden Club, the Heritage Rose Garden received the coveted May Duff Walters Achievement Award for Preservation in 2017. The walkway was restored as another design feature project.

On June 10, 2023, we celebrate the 10th year of the garden. The design features many roses. Three new roses were added: two Knockouts and a David Austin. A cage was designed around the David Austin to prevent further deer feasting.

Seasonal purple/pink mini petunias; pink and yellow lantana; zinnias of various colors.



Other plants included in the garden:

Rosa 'Pet Pink'; Rosa 'Chestnut'; Lavender; Daffodils; White and purple Iris; Chives; Alliums; Obedient Plant; Several other varieties of Rosa(s); blue oat grasses; sedum; ground covering oregano; alyssum.



Also planted several boxwood bushes on one side as a border and structural accent with the gravestones. This was also in hopes to deter the deer from feasting!

We continually search for "heritage" roses which is another challenge for the zone.

The design has changed but the mission is still a dedicated process for the "Edith's Angels."

Photos by Terese Blake


*Terese Blake,
Chair, Landscape Design School,
Garden Club of New Jersey*

Tennessee

Pollinators, Caterpillars and Me

Having been a gardener almost all of my life and very interested in pollinators, I still felt I might need backup help from official sources. I found much information and many ideas online and selected two articles, one written by David Smitley, Michigan State University and another by Les Engels.

A Friendly Pollinator Habitat: Survey your yard for plants that flower or have soft leaves that caterpillars might like to eat, especially Milkweed. While it is best to have flowering throughout the growing season, planting annuals can extend your blooming season. Pollinators most recognizable by everyone are the **birds, bees and butterflies**. Be on the lookout for insects that move about and also get into the pollen. DO NOT SPRAY WHEN FLOWERS ARE PRESENT was mentioned in the article; but I really believe in not spraying at all because some sprays are very toxic to some of the pollinators, and we can ill afford to harm them. I also think if it is harmful to the visitors to my garden that fly and crawl, what about those who crawl or walk upright? Our children.



*A pair of
Eastern
Tiger
Swallowtail
butterflies*

Pollinators in Urban Landscapes: They are very important to plants producing food, especially fruit trees. "Most fruits and vegetables we eat would not exist if we did not have honeybees and native bees to pollinate the flowers. In general, herbs and hardy perennials are good for bees, while most annual bedding plants are less attractive to some pollinators." Remember, too, that honey is our most perfect food.

Considerations for Disease Management: "It was previously thought that fungicides and bactericides are

harmless to honey bees and other pollinators, and in fact, most fungicides are still considered relatively safe, even while spraying when pollinators are present.” Be very careful here!

Impact of Mosquito and Nuisance Insects Sprays on Pollinators: “Fogging or spraying for mosquitos and biting flies around the yard with insecticides are very harmful to pollinators. A combination of factors is causing declines in bee and pollinator populations . . . loss of habitat . . . and pesticide exposure.” These sprays do the same damage to all of our desirable pollinators – they die.



*Black wasp
pollinating
flower*

*Photos by
Nancy Robinson*

Only 3 pollinators have been mentioned herein – birds, bees and butterflies. There are also **ants, bugs, insects,** and some creepy-crawlers. Which ones pollinate our night-blooming flowers? What about **bats, moths, fireflies, rodents, nocturnal bees, lizards?**

More pollinator gardens mean less yard to mow. Serving pollinators could mean a huge backyard, or a strip garden, or a wheelbarrow.

Many native plants work just as hard as you do! They grow and make seed which the wind directs to other areas. A good pollinator garden can help ‘grow itself’ by rooting or seeding.

Now the Metamorphosis of **caterpillar**-to-butterfly: They chomp and chomp during their brief life making ready the butterflies that emerge after it develops into the beautiful butterfly, which can be watched since the whole story is transparent – from the egg-laying of the caterpillar, then the larva stage, pupa, and finally the adult butterfly emerges and hangs to dry! While the caterpillar must eat to survive, the new creature does not eat, it only drinks for the rest of its life!

The next in line is ME (and YOU). We must maintain our gardens and encourage everyone we can to do the same. Several years ago, I bought 3 different native plants, two of which develop through seeding by the wind and were planted at the edge of my front porch behind the foundation plantings, where they have multiplied into maybe 100!

My husband, Jack, had asked, “Why are you planting there, where no one can see?” I told him, “These are for me.”

*Carole Whited,
Chair, TFGC Landscape Design School
and Member of TCC (Trillium Consultants Council)*



Virginia

In the spring, Virginia Landscape Design Consultants recently enjoyed two garden tours.

Virginia Landscape Design Consultants were fortunate to have the opportunity to explore the famous garden of Rachael (Bunny) Mellon, with its splendid crabapple allee and impressive trompe-l’oeil painted greenhouse atrium. Located in Upperville, Virginia, the property was once home to Paul Mellon’s thoroughbred farm where several famous racehorses were bred. The land, home and garden are now part of Oak Spring Garden Foundation.

Bunny Mellon is known for many gardens, including the White House rose garden she designed for President John Kennedy and his wife Jacqueline, her close friend. Mellon left her mark on the gardens of Versailles, when she restored the kitchen garden there at the request of couturier Hubert de Givenchy, then president of the World Monument Fund. Previously she had helped Givenchy with the design of the private park at his French chateau, and he became an admirer of her work. A life-long gardener, Mellon’s work has appeared in numerous magazines, including *Architectural Digest*. *The Gardens of Bunny Mellon*, *Garden Secrets of Bunny Mellon*, and *Bunny Mellon Garden Journal* are among the books that feature her beautiful work.



Members enjoyed the greenhouse and its famous trompe-l'oeil painted atrium.

Oak Spring Garden Foundation horticulture experts answered questions about plants, and even shared details about the heated sidewalk created to see guests safely from the guesthouses to the main house in inclement weather.

The Virginia consultants also enjoyed the home and gardens at Morven Farm in Charlottesville. Once inhabited by Native Americans and known as “Indian Camp,” Thomas Jefferson later purchased the land for William Short, his secretary. After Short became America’s first career diplomat, Jefferson deeded the property to local merchant David Higgenbotham, who created a large plantation. He changed the name to Morven.



Surrounded by the Blue Ridge Mountains, the formal garden was filled with peonies, baptisia, irises, wild geraniums, roses, larkspur, amsonia and more.

After a series of owners, Morven was purchased in 1988 by television industry mogul John Kluge, who made significant changes to Morven, and added the Japanese garden to the estate. A key feature of the garden is the

Sukiya tea house designed by an architect from Japan. Consultants also enjoyed the formal garden, restored by renowned landscape architect Annette Hoyt Flanders in 1930. The roses, the cutting garden, and a State Champion Chinese chestnut tree are among the features of the formal garden. In 1997 Kluge donated the 7,378-acre estate to the University of Virginia.



Member Rob Pettus examined the magnificent old Chinese Chestnut tree at Morven.



A look inside the tea house in the Japanese garden.

**Photos by
Donna
Cottingham**

**Donna Cottingham,
Virginia Landscape Design Consultants Council**

Understanding Beavers as Friends, not Foes

While many people find it difficult to coexist with beavers on their property, others are interested in ways to live peacefully with the engineering mammals. Skip Lisle was in Virginia recently to lend an expert hand to several landowners in the area who decided killing beavers was not their best option for coping with them.

Lisle, with a Master’s Degree in Wildlife Conservation, has spent most of his life working in land conservation by helping landowners, National Parks and various

government agencies overcome issues with beavers. His interest in beavers first began when he was a teen living in Vermont, where he created several devices to help his parents prevent a road from flooding on the family property after beavers dammed a culvert. "Beavers are very adaptable creatures and many people don't realize how beneficial they are," said Lisle. He explained that beaver dams can create fertile wetlands that can support quality wildlife habitats for other animals. In Nevada, beavers turned an area of the desert into a wetlands oasis that now supports mule deer, Sandhill cranes and other wildlife. In fact, many states are re-introducing beavers back into the wild.

Scientific studies prove beaver ponds are also beneficial to fish. Not only do the ponds support insects and invertebrates for fish food, they also provide a safe nursery to protect young fish from predators. Additionally, beaver ponds provide refuge, food and cover for a wide variety of ducks.

Although they were once a thriving species in the hundreds of millions in North America, beavers nearly went extinct as settlers trapped and killed them. On the Lewis and Clark Expedition, Meriwether Lewis wrote in his journals about waters everywhere teeming with beavers. In fact, he even wrote that the men enjoyed hearty meals of cooked beaver tails.

Beavers build dams to protect their lodges, and the vegetation that grows in the newly flooded area becomes food and building materials for them. Wetlands created by beaver dams can increase biodiversity, replenish drinking water aquifers, trap and store carbon, and store ground water in dry areas. One small town in Alaska even gets its drinking water from a large reservoir created by a beaver dam.

Realizing the benefits that eco-engineering beavers bring to the environment, Lisle has spent years advocating for beavers and perfecting the device that he first created as a teenager. Today he calls his device the "beaver deceiver," and travels the U.S. helping to settle human – beaver conflicts by installing his flow device.

Sixty feet of twelve-inch, double walled polyethylene pipe, coated mesh and special filters are part of the device that allows water to flow through the spillway previously blocked by a beaver dam. The rust-proof device is weighted to rest on the bottom of the pond to maintain a steady water level.

Photo by Donna Cottingham



**Donna Cottingham,
Virginia Landscape Design Consultants Council**

Casa Colibri


Landscaping focuses on the design and construction of outdoor spaces, while gardening is a branch of Horticulture that deals with the care and cultivation of plants. Both landscaping and gardening share the same objective, which is to create beautiful spaces.

"Casa Colibri" the Hummingbird house, home of Silvia Yáñez, NGC, Inc. Judge, and her husband Fausto, is an excellent example that size does not matter when creating beautiful spaces. Their home is located at Urubamba, near Cuzco, in the southern part of Peru, known as the Sacred Valley of the Incas.

At "Casa Colibri" Silvia and Fausto cultivate a special organic habitat for different species of hummingbirds, providing them fresh water, plants, shrubs, and containers of brightly colored flowers with their favorite nectars.

Bienvenidos!

**Idalia Aguilar,
IA Liaison A&M Garden Club TX**



Photos by Caroline Carbaugh

NATIONAL GARDEN CLUBS SCHOOLS

LANDSCAPE DESIGN SCHOOLS/REFRESHERS

Florida

September 20 - 22, 2023.

New Smyrna Beach. Course

3. (Zoom)

Contact Person: Sally Flanagan

416-229-4763;

sfflan@aol.com

October 25 - 26, 2023.

Jacksonville. Course 4. (In-Person)

Contact Person: Linda Broadrick

404-281-8991;

Linda.Broadrick@gmail.com

Maine

September 13 – 15, 2023.

Falmouth. Course 1. (Hybrid)

Contact person: Harriet Robinson

207-776-3422;

Harriettelewisrobinson@gmail.com

Massachusetts

October 25 - 27, 2023.

Waltham. Course 1. (Zoom)

Contact person: Judy Karlin

781-784-1958;

judykarlin@gmail.com

Mississippi

December 7 - 8, 2023.

Starkville. Course 1. (Hybrid)

Contact person: Mary Lynn Powers

662-822-0221

mlpowers43@gmail.com

North Carolina.

October 30 - 31, 2023.

Raleigh. Course 1. (In-Person)

Contact person: Vicki Thompson

919-637-5619

vthom40luv@gmail.com

South Carolina

November 7 - 8, 2023.

Charleston. Course 2. (In-Person)

Contact person: Susan Epstein

843-224-6784;

scldsp@gmail.com

ENVIRONMENTAL SCHOOLS/REFRESHERS

California

November 4 - 5, 2023.

Modesto. Course 1. (In-Person)

Contact person: Berni Hendrix

209-402-2351;

schoolsvld@gmail.com

January 6 - 7, 2024.

Modesto. Course 2. (In-Person)

Contact person: Berni Hendrix

See above.

February 3 - 4, 2024.

Modesto. Course 3. (In-Person)

Contact person: Berni Hendrix

See above.

March 3 - 4, 2024.

Modesto. Course 4. (In-Person)

Contact person: Berni Hendrix

See above.

Connecticut

September 21 - 22, 2023.

Derby. Course 2. (Zoom)

Contact person: Virginia

Casanova

203-710-0133;

Ginny.casanova@

ctgardenclubs.org

Florida

November 7 - 8, 2023.

Tampa. Course 2. (Hybrid)

Contact Person: Pam Slagg

813-767-2710;

pamslagg@hotmail.com

November 16 - 17, 2023.

Ft. Myers. Course 3. (Zoom)

Contact Person: Bernadette

Hamera 239-233-1166;

bhamera@outlook.com

Kentucky

September 27 - 28, 2023.

Bowling Green. Course 1. (In-Person)

Contact person: Susan Faller

270-843-0407;

hilferdi02@twc.com

Michigan

October 27 -28, 2023

Manistee. Course 3. (In-Person)

Contact person: Beth

Markowski; 616-401-3387

markowski.beth@gmail.com

Ohio

October 13 -14, 2023

Westerville. Course 3. (Zoom)

Contact person: Pat Rupiper

740-703-3683

patrupiper@gmail.com

Wisconsin

October 20 -21, 2023

Sheboygan. Course 1. (In-Person)

Contact person: Karen Merlau

920-838-1277;

tmerlau@tds.net

GARDENING SCHOOLS/REFRESHERS

Arkansas

September 22 - 23, 2023.

Marion. Course 1. (In-Person)

Contact Person: Pam Ellis

901-849-6405;

pamella271@gmail.com

Connecticut

September 13 - 14, 2023.

New Haven. Course 4. (Zoom)

Contact Person: Cheryl Cappiali
203-314-3559;
cheryl.cappiali@ctgardenclubs.org

Florida

November 16 - 17, 2023.

West Palm Beach. Course 3. (In-Person)

Contact Person: Toni Cvetko
908-757-0116;
tlcvetko@gmail.com

Georgia

September 13 - 14, 2023.

Athens. Course 1. (In-Person)

Contact Person: Gale Thomas
404-790-7101;
galedthomas@gmail.com

Maryland

September 6 - 7, 2023.

Baltimore. Course 3. (In-Person)

Contact Person: Linda Harris
443-695-2071;
Lindaharris355@aol.com

Oklahoma

November 4 - 11, 2023.

Cushing. Course 1. (Zoom)

Contact Person: Judy Grotts
918-630-1979;
judygrotts@cotc.net

South Carolina

October 16 - 17, 2023.

Spartanburg. Course 1. (In-Person)

Contact Person: Karen Allen
864-979-9562;
saludalake21@aol.com

**NGC MULTIPLE
REFRESHERS**

New York.

October 24 - 26, 2023. Corning.

Tri-Refresher : Multiple
Refresher in Environmental,
Gardening, & Landscape Design
Schools. At CAR-SGC Conference
2023 in Corning, NY.
Contact person: Victoria Bellias
631-553-5881;
vikkibellias@gmail.com

Florida.

January 25 – 26, 2024.

Wellington Community Center.

Tri-Refresher : Multiple
Refresher in Environmental,
Gardening, & Landscape Design
Schools.
Contact person: Maria Wolfe
561-386-4903;
tcacad_registrar@yahoo.com

Pennsylvania.

April 7 - 9, 2024.

Lancaster.

Tri-Refresher : Multiple
Refresher in Environmental,
Gardening, & Landscape Design
Schools. At Pennsylvania's
Convention in Lancaster, PA.
Contact person: Joyce Crider
717-825-3101
jcrider616@gmail.com

**Locations on NGC
Website
for Previous Issues of
Newscap and
the Directory of LD
Schools and Councils**

The *Newscap* issues have moved.
They are now in the Get Involved
area of the NGC website, under
NGC Publications, below TNG.

The Directory of Landscape Design
Schools and Councils Chairs is now
located on the Schools Resources
page, at the bottom under School
Chairmen Directories at
<https://www.gardenclub.org/school/schools-resources>.



Photo by Shirley Nicolai

Photos by
Caroline
Carbaugh and
Shirley Nicolai



Newscap Editor:
Caroline Carbaugh -
cscarbaugh@verizon.net